

“Stretch Your Imagination”™

**ROUSECIPES**



Sarape at Convention in Mexico City

## Sarape Plans

This sarape design by Graham & Mary Queen rouse is for six RMS2™ Banners. The finished sheet of balloons will be approximately 6' by 18'.

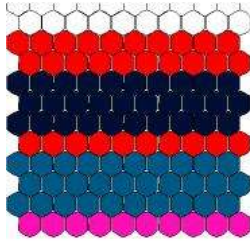
It can be broken into 12 pieces for subassembly in small groups. Each of the 12 pieces would be 1/2 of an RMS™ (Rouse Matrix Systems™) Banner.

When the 1/2 Banner pieces are assembled additional rows of balloons will be filled in to complete the design as shown on page 2 of these plans.


Refer to basic Banner instructions that come with the Banners for information on handling, connecting and loading balloons into the Banners. You may download these instructions off the internet from <http://www.rouseinternational.com> Go to the “Downloads” section or the “RouseCIPES” section of the web site.

"Stretch Your Imagination"™


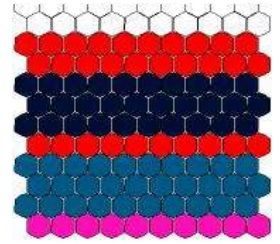
**ROUSECIPES**




1



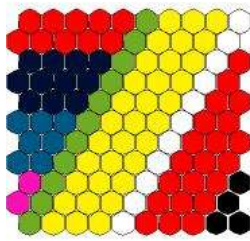
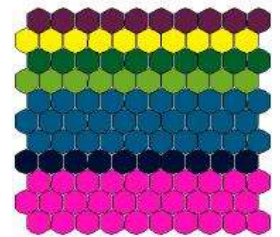
2



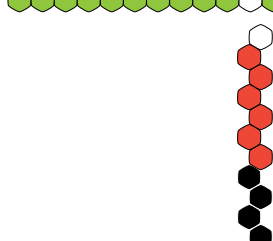
3



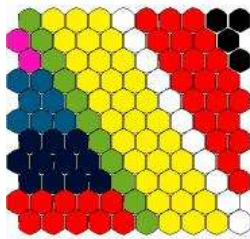
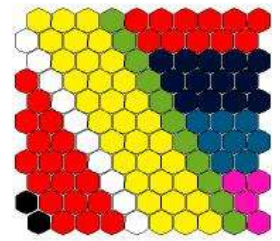
4



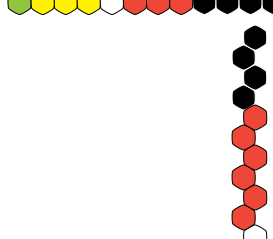
5




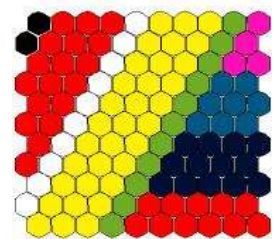
6




7





8



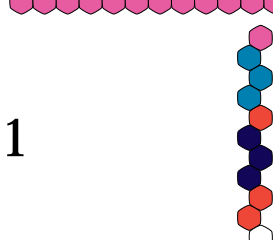
9



10



11



12

